







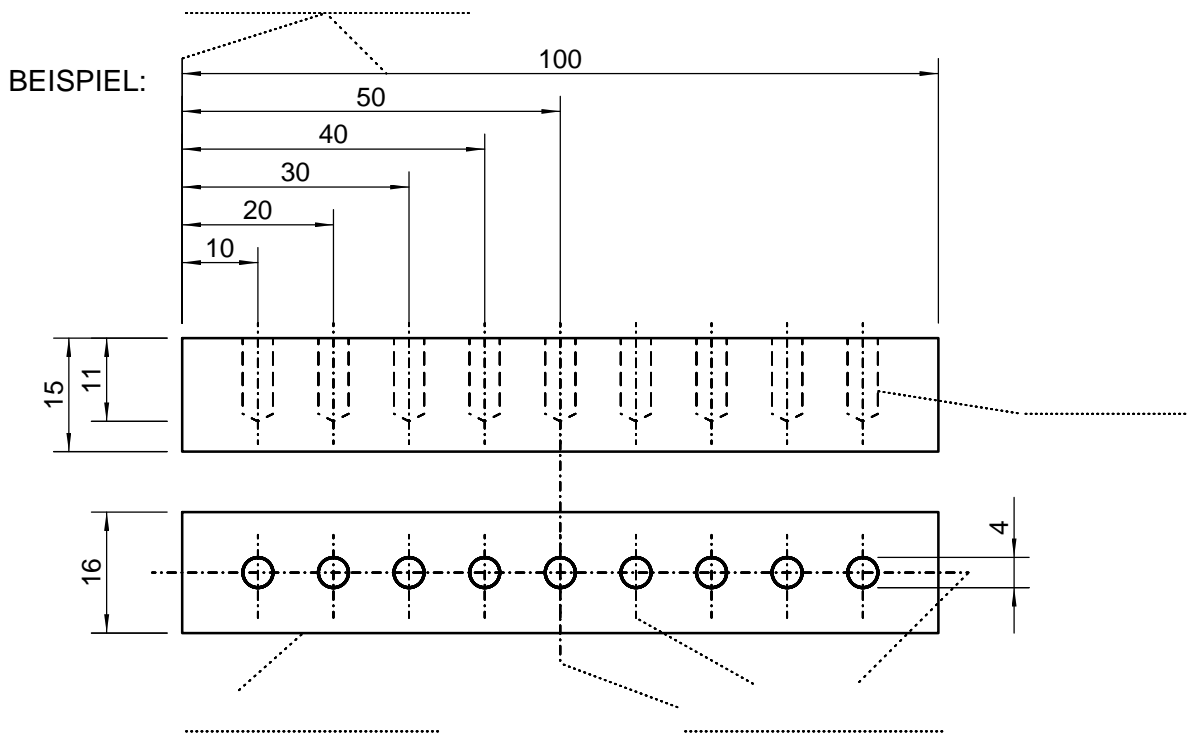


# LINIEN IN TECHNISCHEN ZEICHNUNGEN NACH DIN 15

BENENNUNG	BEISPIELE	BREITE	ANWENDUNG
<b>SCHMALE VOLLLINIE</b>		<b>0,25</b>	
<b>BREITE VOLLLINIE</b>		<b>0,5</b>	
<b>STRICHLINIE</b>		<b>0,35</b>	
<b>STRICHPUNKT-LINIE</b>		<b>0,25</b>	



1-Linienarten\_Schüler.cad

© TS

Benennung:

LINIEN IN TECHNISCHEN ZEICHNUNGEN NACH DIN 15

Blatt-Nr:

Maßstab:

Geprüft:

Datum:

Name:

Klasse: